

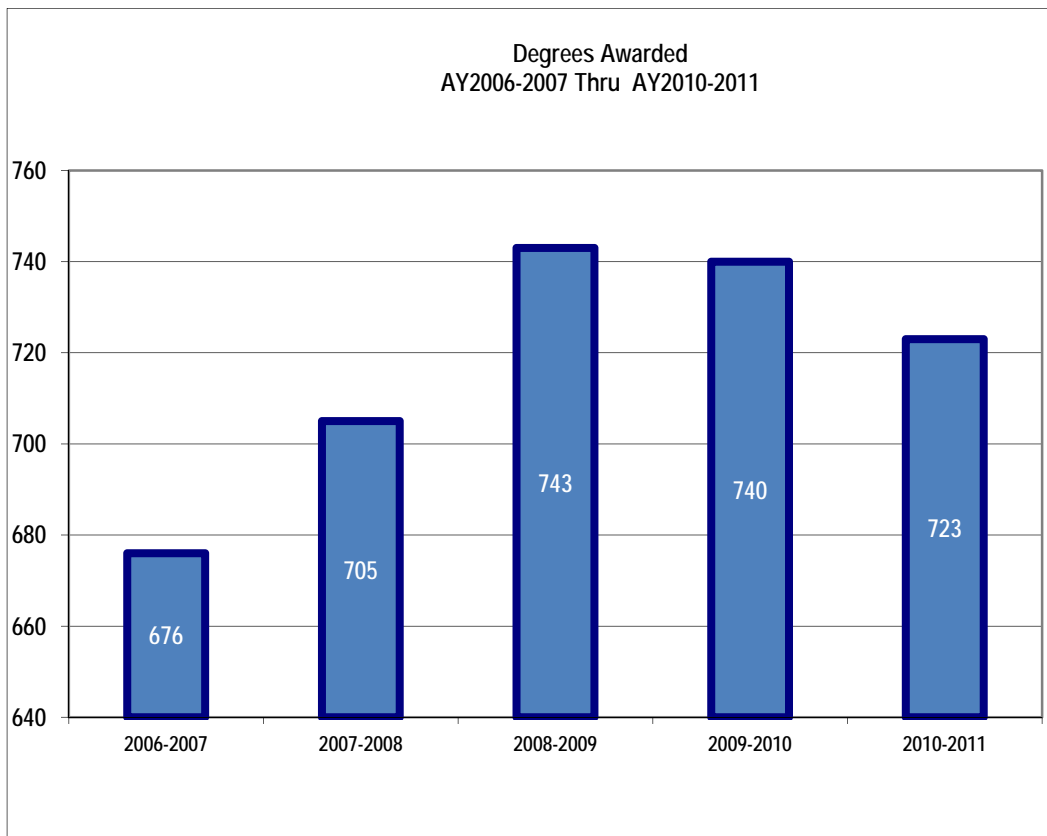


Degrees Awarded

Facts & Statistics
South Carolina State University

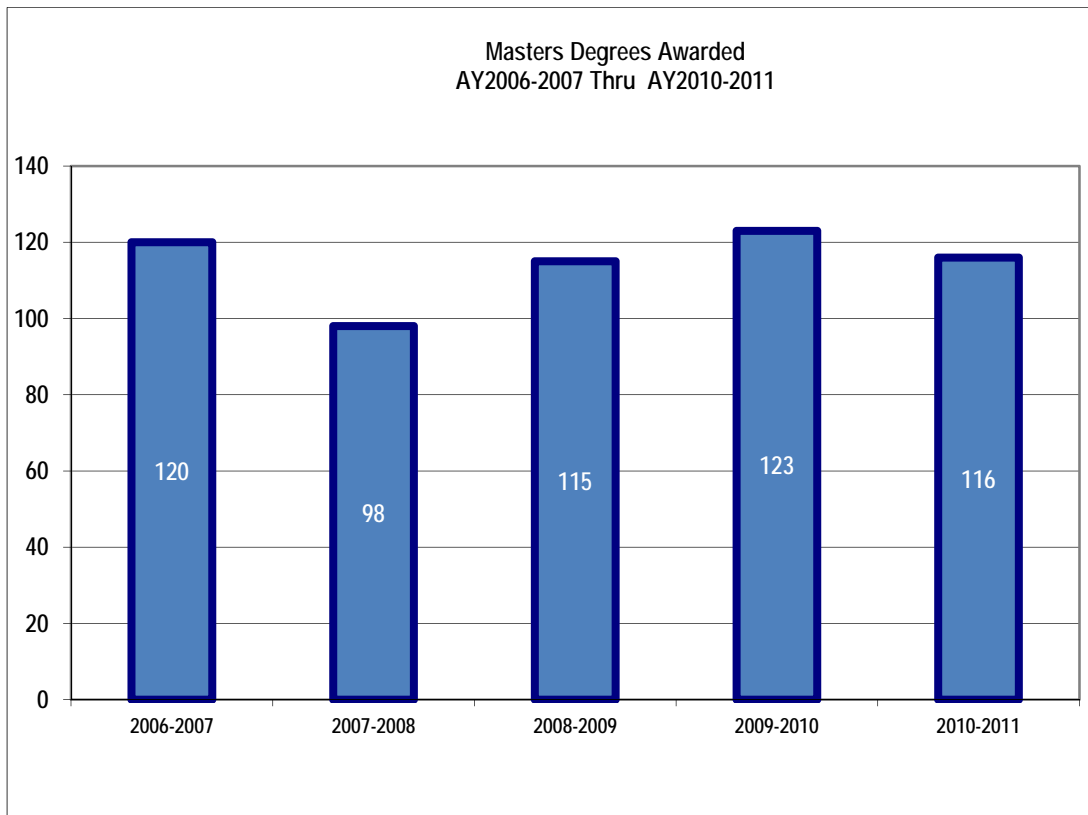
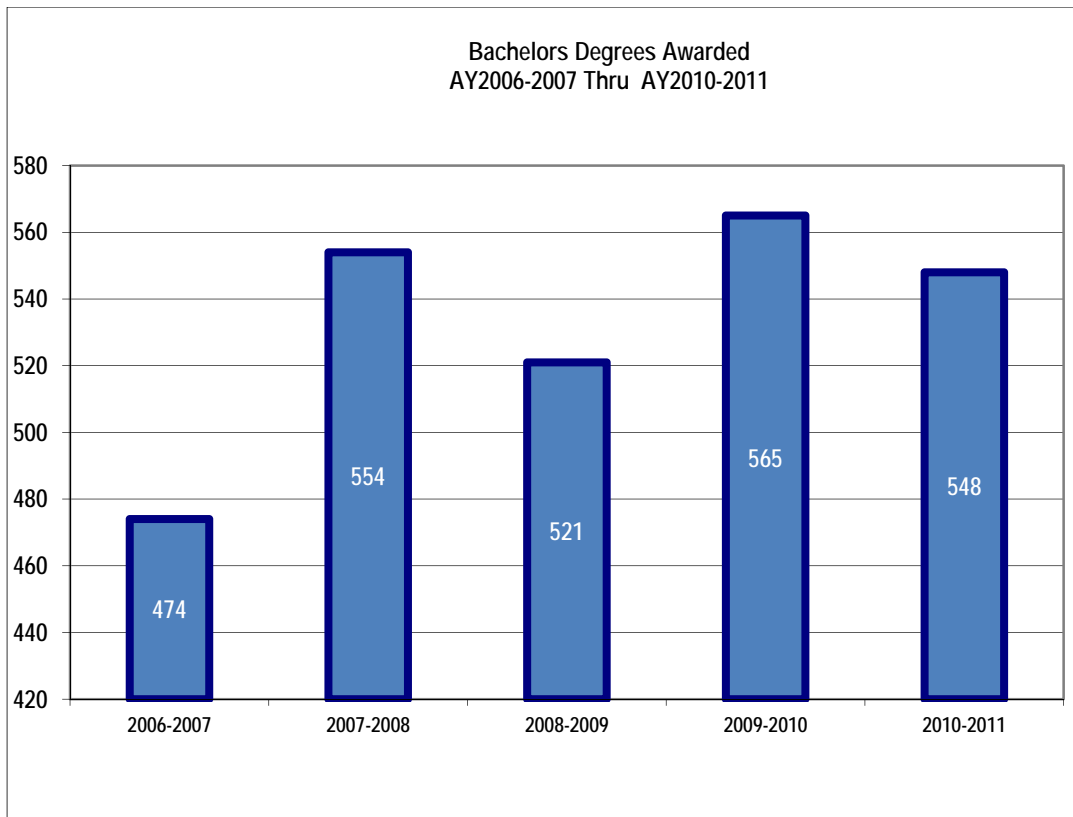
DEGREES AWARDED BY CATEGORY

| | 2006-2007 | 2007-2008 | 2008-2009 | 2009-2010 | 2010-2011 |
|---------------------|------------|------------|------------|------------|------------|
| BACHELORS | 474 | 554 | 521 | 565 | 548 |
| MASTERS | 120 | 98 | 115 | 123 | 116 |
| POST MASTERS | 5 | 3 | - | 3 | 3 |
| SPECIALIST | 38 | 37 | 78 | 28 | 39 |
| DOCTORAL | 39 | 13 | 29 | 21 | 17 |
| TOTAL | 676 | 705 | 743 | 740 | 723 |



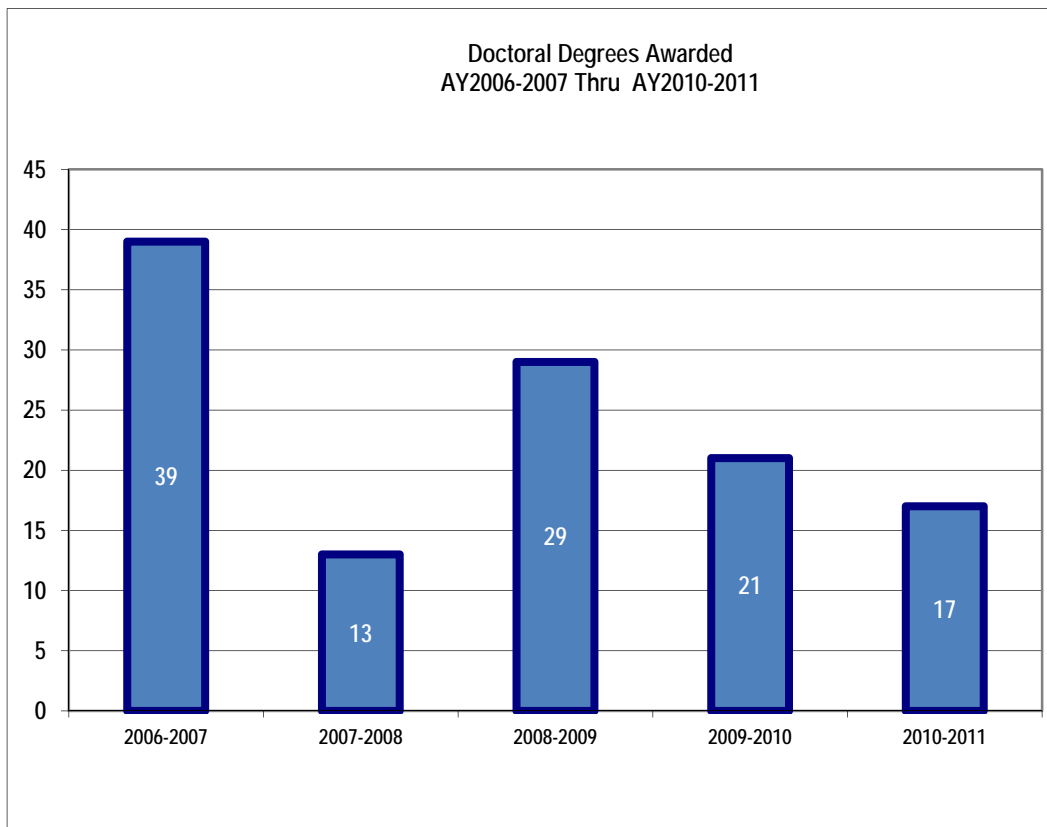
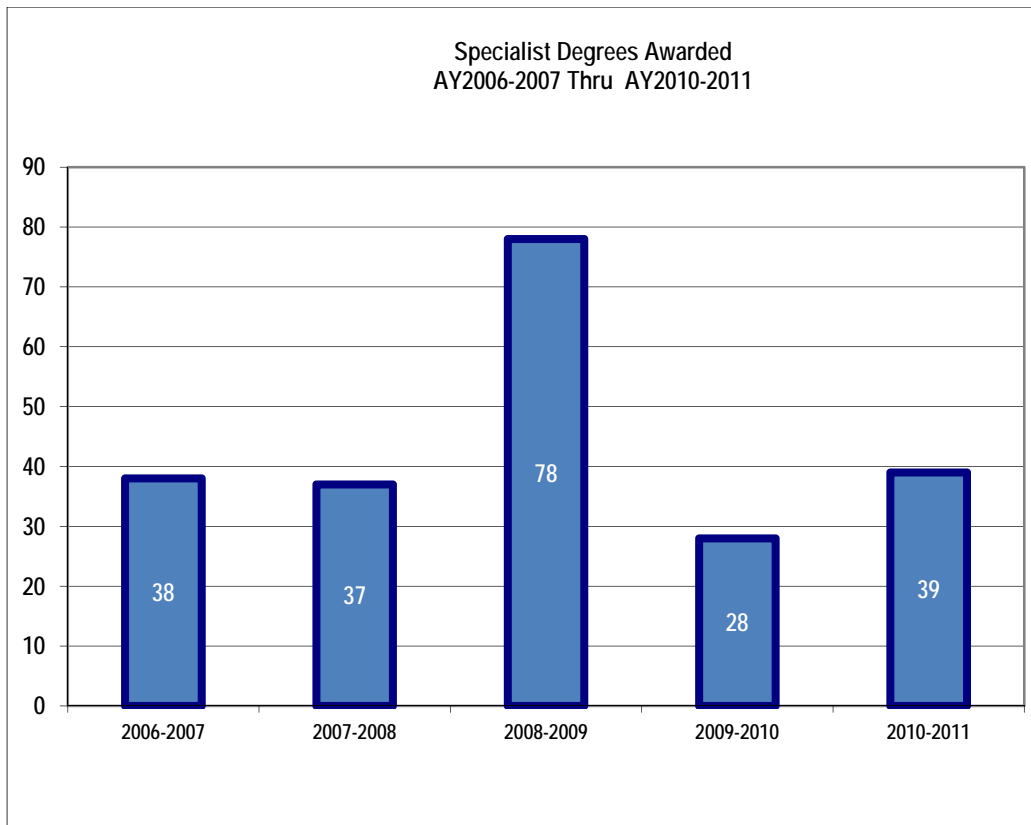
Source: Office of Institutional Research Completion Files

DEGREES AWARDED BY CATEGORY



Source: Office of Institutional Research Completion Files

DEGREES AWARDED BY CATEGORY



Source: Office of Institutional Research Completion Files

DEGREES AWARDED AY2010-2011 (TOTAL OF 723)

| Degree | CIP Code | Program | # of Degrees |
|--|----------|---------------------------------------|--------------|
| College of Business and Applied Professional Sciences | | | 275 |
| BS | 520301 | Accounting | 18 |
| BS | 10102 | Agribusiness | 2 |
| MBA | 520101 | Agribusiness & Entrepreneurship | 3 |
| BS | 520601 | Economics/Business Economics | 10 |
| BS | 190101 | Family and Consumer Sciences Business | 52 |
| BS | 310501 | Health and Physical Education | 12 |
| MS | 190701 | Individual and Family Development | 2 |
| BS | 520201 | Management | 51 |
| BS | 521401 | Marketing | 22 |
| BSN | 513801 | Nursing | 35 |
| BS | 190501 | Nutrition and Food Management | 7 |
| BS | 131314 | Physical Education Teaching | 24 |
| BA | 510204 | Speech Pathology and Audiology | 12 |
| MA | 510204 | Speech Pathology and Audiology | 25 |

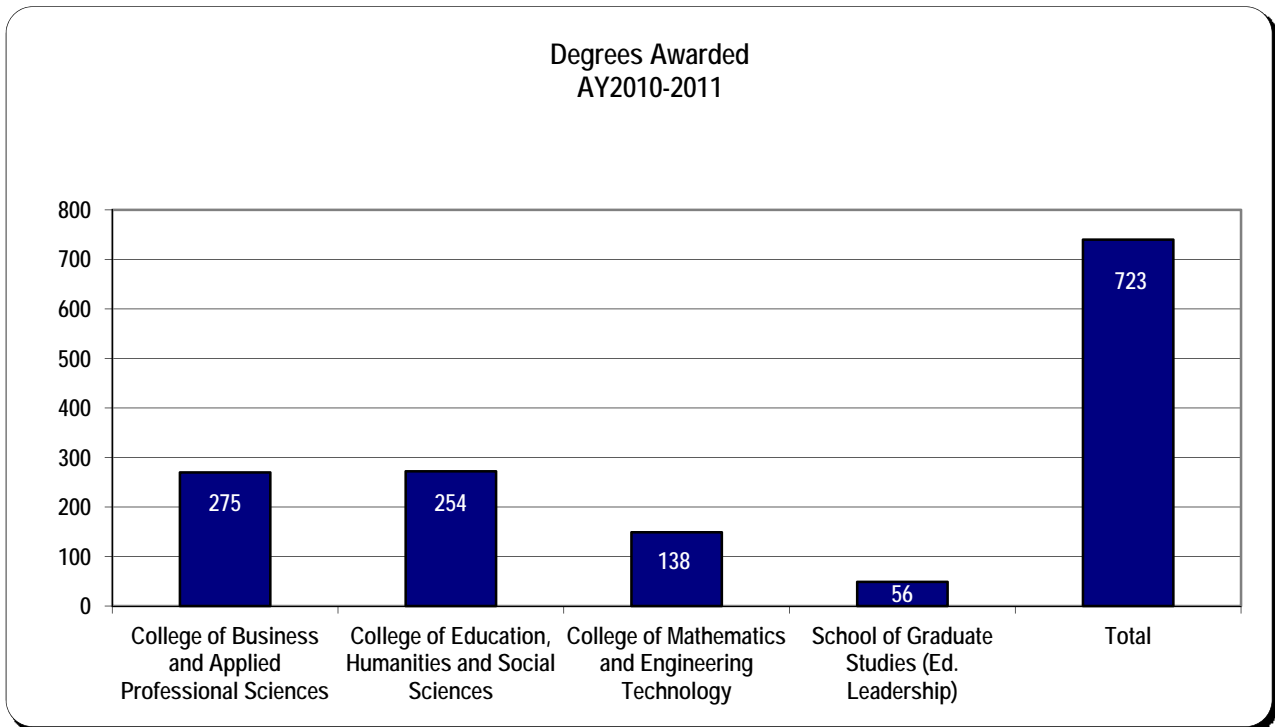
| | | | |
|---|--------|--------------------------------|------------|
| College of Education, Humanities and Social Sciences | | | 254 |
| BS | 131303 | Business Education | 1 |
| MEd | 131101 | Counselor Education | 37 |
| BS | 430103 | Criminal Justice | 33 |
| BA | 500501 | Dramatic Arts | 2 |
| BS | 131210 | Early Childhood Education | 7 |
| MAT | 131210 | Early Childhood Education | 8 |
| BS | 131202 | Elementary Education | 15 |
| MEd/MAT | 131202 | Elementary Education | 5 |
| BA | 230101 | English, Professional | 13 |
| BA | 540101 | History | 2 |
| BA | 160101 | Modern Languages (Spanish) | 1 |
| BS | 131312 | Music Education | 5 |
| BA | 501003 | Music Merchandising (Industry) | 8 |
| PMCERT | 512399 | Orientation and Mobility | 3 |
| BA | 451001 | Political Science & Government | 12 |
| BS | 420101 | Psychology, General | 35 |
| MA | 512399 | Rehabilitation Counseling | 26 |
| MEd/MAT | 131205 | Secondary Education | 2 |
| BSW | 440701 | Social Work | 25 |
| BA | 451101 | Sociology | 3 |
| BS | 131001 | Special Education | 2 |
| BA | 500702 | Studio Arts | 9 |

Source: Office of Institutional Research Completion Files

DEGREES AWARDED AY2010-2011 (TOTAL OF 723) (CONT'D)

| Degree | CIP Code | Program | # of Degrees |
|---|----------|-----------------------------------|--------------|
| College of Science, Mathematics and Engineering Technology | | | 138 |
| BS | 260101 | Biology | 49 |
| BS | 400501 | Chemistry | 4 |
| BS | 150201 | Civil Engineering Technology | 2 |
| BS | 110101 | Computer Science | 23 |
| BS | 150303 | Electrical Engineering Technology | 14 |
| BS | 131309 | Industrial Education | 2 |
| BS | 150612 | Industrial Engineering Technology | 6 |
| BS | 270101 | Mathematics | 10 |
| BS | 150805 | Mechanical Engineering Technology | 8 |
| BS | 142301 | Nuclear Engineering | 9 |
| BS | 400801 | Physics | 3 |
| MS | 520209 | Transportation | 8 |

| Degree | CIP Code | Program | # of Degrees |
|-----------------------------------|----------|---|--------------|
| School of Graduate Studies | | | 56 |
| EdS | 130401 | Education Administration and Leadership | 39 |
| EDD | 130401 | Education Administration and Leadership | 17 |



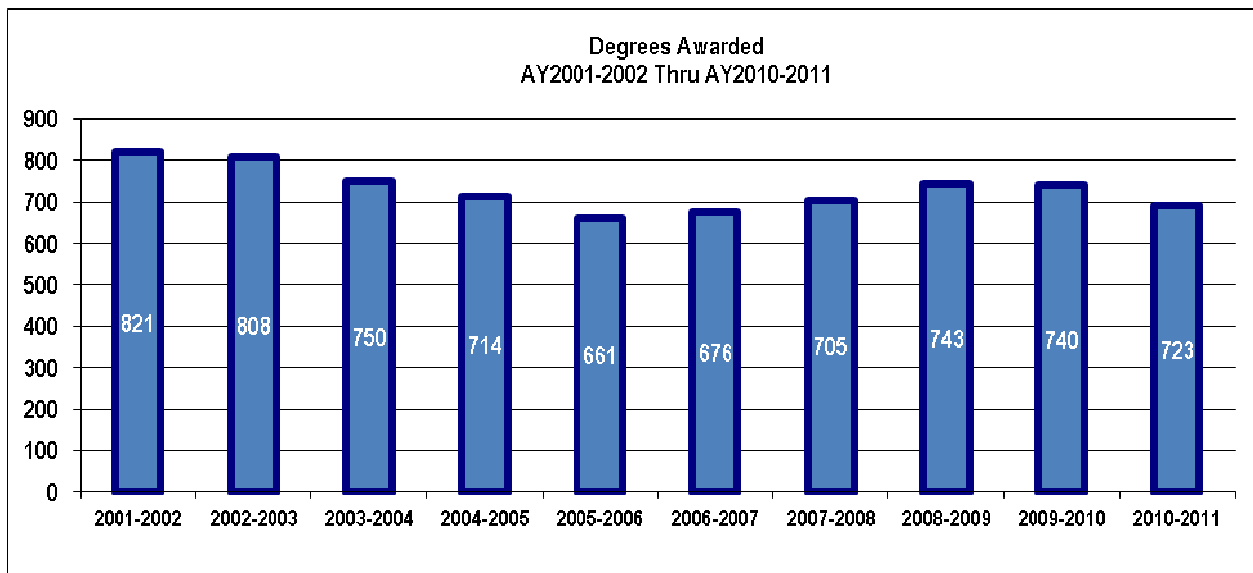
Source: Office of Institutional Research Completion Files

**DEGREES AWARDED
SOUTH CAROLINA STATE UNIVERSITY
AY2001-2002 THRU AY2010-2011**

| Degree | CIP Code | Program | 2001 2002 | 2002 2003 | 2003 2004 | 2004 2005 | 2005 2006 | 2006 2007 | 2007 2008 | 2008 2009 | 2009 2010 | 2010 2011 |
|---------|----------|---|--------------|--------------|--------------|--------------|--------------|--------------|--------------|--------------|--------------|--------------|
| BS | 520301 | Accounting | 28 | 17 | 19 | 22 | 21 | 15 | 24 | 16 | 19 | 18 |
| BS | 10102 | Agribusiness | 5 | 3 | 3 | 1 | 3 | 0 | 3 | 4 | 5 | 2 |
| MS | 10102 | Agribusiness | 6 | 2 | 3 | 3 | 1 | 0 | 0 | 0 | 0 | 0 |
| MBA | 520101 | Agribusiness & Entrepreneurship | N | N | N | N | 0 | 1 | 3 | 0 | 5 | 3 |
| BS | 131302 | Art Education, K-12 | 1 | 0 | 0 | 0 | 0 | 1 | 1 | 0 | 1 | 0 |
| BS | 260101 | Biology | 63 | 43 | 45 | 35 | 51 | 47 | 52 | 49 | 52 | 49 |
| BS | 131303 | Business Education | 3 | 5 | 1 | 0 | 0 | 0 | 1 | 0 | 0 | 1 |
| BS | 400501 | Chemistry | 5 | 3 | 4 | 6 | 8 | 5 | 17 | 7 | 5 | 4 |
| BS | 150201 | Civil Engineering Technology | 11 | 10 | 14 | 10 | 6 | 8 | 4 | 7 | 8 | 2 |
| BS | 110101 | Computer Science | 37 | 60 | 33 | 30 | 28 | 16 | 14 | 15 | 25 | 23 |
| MEd | 131101 | Counselor Education | 34 | 27 | 37 | 24 | 25 | 42 | 36 | 39 | 27 | 37 |
| BS | 430103 | Criminal Justice | 47 | 39 | 43 | 22 | 25 | 34 | 28 | 21 | 32 | 1 |
| BA | 500501 | Dramatic Arts | 1 | 3 | 3 | 4 | 1 | 3 | 3 | 4 | 4 | 2 |
| BS | 131210 | Early Childhood Education | 9 | 12 | 10 | 7 | 14 | 3 | 14 | 8 | 9 | 7 |
| MAT | 131210 | Early Childhood Education | 26 | 9 | 22 | 30 | 16 | 8 | 2 | 7 | 11 | 8 |
| BS | 520601 | Economics/Business Economics | 1 | 8 | 8 | 2 | 6 | 4 | 4 | 7 | 7 | 10 |
| EdS | 130401 | Education Administration and Leadership | 28 | 12 | 15 | 44 | 12 | 38 | 37 | 78 | 28 | 39 |
| EDD | 130401 | Education Administration and Leadership | 25 | 26 | 30 | 27 | 19 | 39 | 13 | 29 | 21 | 17 |
| BS | 150303 | Electrical Engineering Technolgy | 28 | 34 | 31 | 19 | 19 | 12 | 10 | 12 | 15 | 14 |
| BS | 131202 | Elementary Education | 26 | 16 | 20 | 14 | 11 | 7 | 10 | 13 | 14 | 15 |
| MAT/MEd | 131202 | Elementary Education | 13 | 31 | 21 | 11 | 11 | 4 | 5 | 11 | 2 | 5 |
| BA | 230101 | English, Professional | 27 | 33 | 19 | 20 | 24 | 14 | 17 | 13 | 16 | 13 |
| BS | 131308 | Family and Consumer Science Education | 9 | 1 | 2 | 1 | 1 | 0 | 1 | 0 | 0 | 0 |
| BS | 190101 | Family and Consumer Sciences Business | 39 | 60 | 53 | 62 | 37 | 56 | 49 | 44 | 71 | 52 |
| BA/BS | 160901 | French | 0 | 1 | 0 | 0 | 0 | 0 | 0 | 0 | 0 | 0 |
| BS | 310501 | Health and Physical Education | 7 | 11 | 4 | 6 | 5 | 11 | 8 | 13 | 11 | 12 |
| BS | 131307 | Health Education K-12 | 1 | 0 | 0 | 0 | 0 | 0 | 1 | 0 | 0 | 0 |
| BA | 540101 | History | 9 | 7 | 2 | 2 | 8 | 6 | 5 | 4 | 5 | 2 |
| MS | 190701 | Individual and Family Development | 10 | 14 | 5 | 11 | 6 | 4 | 9 | 5 | 4 | 2 |
| PMCERT | 190701 | Individual and Family Development | 0 | 0 | 0 | 0 | 0 | 5 | 3 | 0 | 0 | 0 |
| BS | 131309 | Industrial Education | 1 | 0 | 0 | 0 | 1 | 8 | 12 | 5 | 8 | 2 |
| BS | 150612 | Industrial Engineering Technology | 20 | 12 | 7 | 10 | 14 | 7 | 3 | 8 | 6 | 6 |
| BS | 520201 | Management | 46 | 44 | 45 | 48 | 41 | 34 | 46 | 48 | 47 | 51 |
| BS | 521401 | Marketing | 20 | 31 | 28 | 25 | 22 | 24 | 34 | 23 | 14 | 22 |
| BS | 270101 | Mathematics | 14 | 17 | 11 | 8 | 8 | 4 | 7 | 11 | 7 | 10 |
| BS | 150805 | Mechanical Engineering Technology | 11 | 14 | 11 | 16 | 15 | 12 | 8 | 19 | 6 | 8 |
| BS | 131203 | Middle Level Education | N | N | N | N | N | N | N | N | 1 | 0 |
| BA | 160101 | Modern Languages (Spanish) | N | N | N | N | N | N | N | N | 0 | 1 |
| BS | 131312 | Music Education | 1 | 7 | 3 | 0 | 1 | 1 | 2 | 2 | 7 | 5 |
| BA | 501003 | Music Merchandising (Industry) | 2 | 3 | 4 | 7 | 4 | 4 | 7 | 3 | 7 | 8 |
| BA | 500903 | Music Performance | 0 | 0 | 0 | 0 | 0 | 0 | 0 | 0 | 0 | 0 |
| BS | 142301 | Nuclear Engineering | N | N | N | N | 1 | 1 | 3 | 0 | 5 | 9 |
| BSN | 513801 | Nursing | 30 | 28 | 33 | 14 | 8 | 21 | 6 | 27 | 32 | 35 |
| BS | 190501 | Nutrition and Food Management | 2 | 12 | 4 | 3 | 3 | 10 | 15 | 7 | 7 | 7 |
| MS | 190501 | Nutritional Sciences | 5 | 5 | 2 | 4 | 2 | 3 | 3 | 3 | 0 | 0 |

**DEGREES AWARDED
SOUTH CAROLINA STATE UNIVERSITY
AY2001-2002 THRU AY2010-2011 CONT'D**

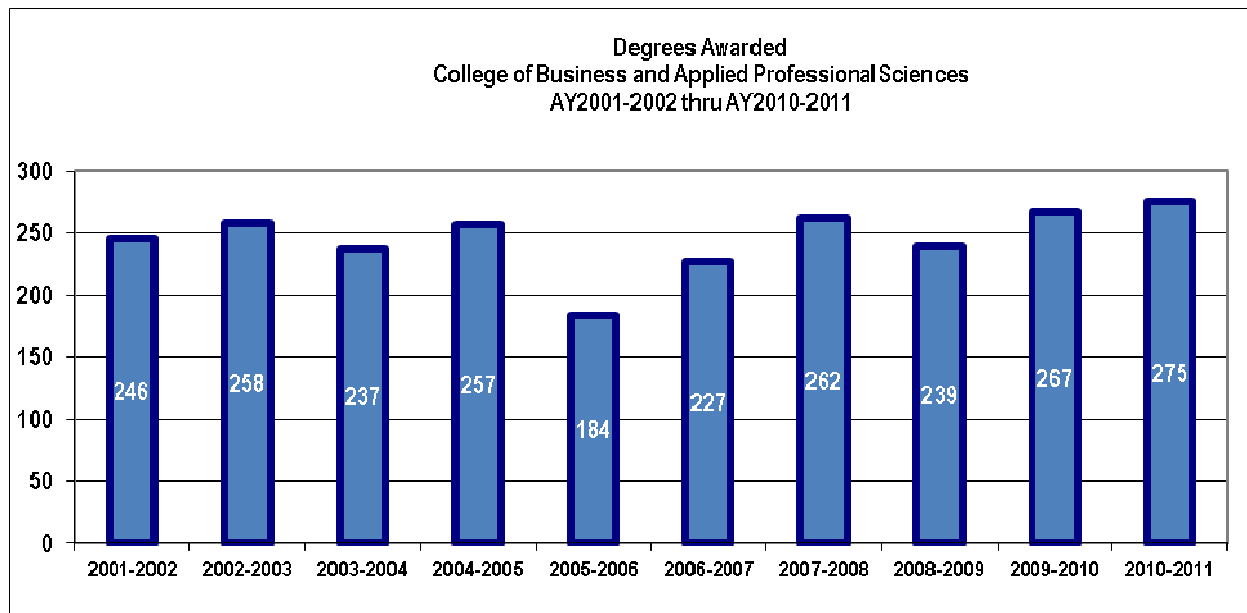
| Degree | CIP Code | Program | 2001 2002 | 2002 2003 | 2003 2004 | 2004 2005 | 2005 2006 | 2006 2007 | 2007 2008 | 2008 2009 | 2009 2010 | 2010 2011 |
|---------|----------|--------------------------------|--------------|--------------|--------------|--------------|--------------|--------------|--------------|--------------|--------------|--------------|
| PMCERT | 512399 | Orientation and Mobility | N | N | N | N | N | N | N | 0 | 3 | 3 |
| BS | 131314 | Physical Education Teaching | 5 | 8 | 10 | 27 | 9 | 20 | 34 | 18 | 18 | 24 |
| BS | 400801 | Physics | 0 | 1 | 1 | 2 | 2 | 1 | 1 | 2 | 5 | 3 |
| BA | 451001 | Political Science & Government | 13 | 13 | 12 | 10 | 15 | 6 | 21 | 9 | 8 | 12 |
| BS | 420101 | Psychology, General | 25 | 22 | 24 | 24 | 49 | 34 | 29 | 39 | 26 | 35 |
| MA | 512399 | Rehabilitation Counseling | 29 | 32 | 27 | 33 | 20 | 26 | 20 | 19 | 48 | 26 |
| MEd/MAT | 131205 | Secondary Education | 10 | 6 | 14 | 11 | 13 | 6 | 3 | 5 | 2 | 2 |
| BA | 450101 | Social Studies Education | 0 | 0 | 0 | 0 | 0 | 0 | 1 | 2 | 3 | 0 |
| BSW | 440701 | Social Work | 38 | 36 | 36 | 18 | 21 | 21 | 35 | 31 | 32 | 25 |
| BA | 451101 | Sociology | 2 | 3 | 3 | 3 | 5 | 9 | 6 | 9 | 4 | 3 |
| BA/BS | 160905 | Spanish | 1 | 0 | 0 | 0 | 0 | 0 | 0 | 0 | 0 | 0 |
| BS | 131001 | Special Education | 5 | 4 | 2 | 1 | 4 | 0 | 3 | 2 | 1 | 2 |
| MEd | 131001 | Special Education | 1 | 6 | 1 | 3 | 1 | 1 | 1 | 2 | 0 | 0 |
| BA | 510204 | Speech Pathology and Audiology | 17 | 7 | 8 | 14 | 10 | 5 | 6 | 4 | 10 | 12 |
| MA | 510204 | Speech Pathology and Audiology | 15 | 7 | 10 | 14 | 9 | 14 | 13 | 20 | 17 | 25 |
| BA | 500702 | Studio Arts | 9 | 3 | 7 | 6 | 14 | 10 | 9 | 15 | 12 | 9 |
| MS | 520209 | Transportation | N | N | N | N | 11 | 11 | 3 | 4 | 7 | 8 |
| | | | | | | | | | | | | |
| | | Total | 821 | 808 | 750 | 714 | 661 | 676 | 705 | 743 | 740 | 723 |



Source: Office of Institutional Research Completion Files

**DEGREES AWARDED
COLLEGE OF BUSINESS AND APPLIED PROFESSIONAL SCIENCES
AY2001-2002 THRU AY2010-2011**

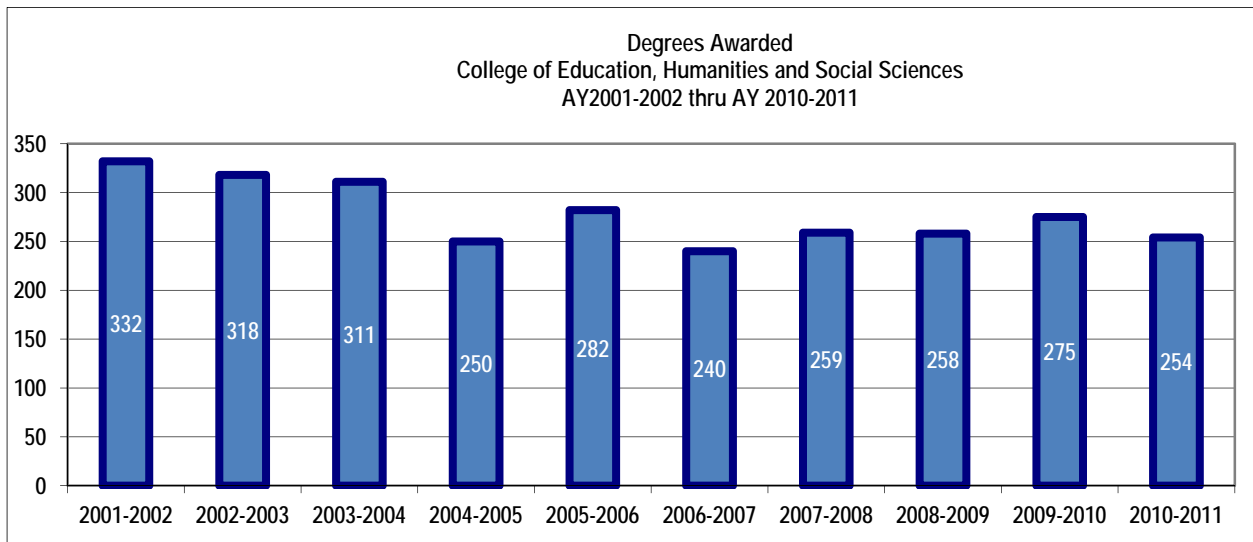
| Degree | CIP | Program | 2001 | 2002 | 2003 | 2004 | 2005 | 2006 | 2007 | 2008 | 2009 | 2010 |
|--------|--------|---------------------------------------|------------|------------|------------|------------|------------|------------|------------|------------|------------|------------|
| | Code | | 2002 | 2003 | 2004 | 2005 | 2006 | 2007 | 2008 | 2009 | 2010 | 2011 |
| BS | 520301 | Accounting | 28 | 17 | 19 | 22 | 21 | 15 | 24 | 16 | 19 | 18 |
| BS | 10102 | Agribusiness | 5 | 3 | 3 | 1 | 3 | 0 | 3 | 4 | 5 | 2 |
| MS | 10102 | Agribusiness | 6 | 2 | 3 | 3 | 1 | 0 | 0 | 0 | 0 | 0 |
| MBA | 520101 | Agribusiness & Entrepreneurship | N | N | N | N | 0 | 1 | 3 | 0 | 5 | 3 |
| BS | 520601 | Economics/Business Economics | 1 | 8 | 8 | 2 | 6 | 4 | 4 | 7 | 7 | 10 |
| BS | 131308 | Family and Consumer Science Education | 9 | 1 | 2 | 1 | 1 | 0 | 1 | 0 | 0 | 0 |
| BS | 190101 | Family and Consumer Sciences Business | 39 | 60 | 53 | 62 | 37 | 56 | 49 | 44 | 71 | 52 |
| BS | 310501 | Health and Physical Education | 7 | 11 | 4 | 6 | 5 | 11 | 8 | 13 | 11 | 12 |
| BS | 131307 | Health Education K-12 | 1 | 0 | 0 | 0 | 0 | 0 | 1 | 0 | 0 | 0 |
| MS | 190701 | Individual and Family Development | 10 | 14 | 5 | 11 | 6 | 4 | 9 | 5 | 4 | 2 |
| PMCERT | 190701 | Individual and Family Development | 0 | 0 | 0 | 0 | 0 | 5 | 3 | 0 | 0 | 0 |
| BS | 520201 | Management | 46 | 44 | 45 | 48 | 41 | 34 | 46 | 48 | 47 | 51 |
| BS | 521401 | Marketing | 20 | 31 | 28 | 25 | 22 | 24 | 34 | 23 | 14 | 22 |
| BSN | 513801 | Nursing | 30 | 28 | 33 | 14 | 8 | 21 | 6 | 27 | 32 | 35 |
| BS | 190501 | Nutrition and Food Management | 2 | 12 | 4 | 3 | 3 | 10 | 15 | 7 | 7 | 7 |
| MS | 190501 | Nutritional Sciences | 5 | 5 | 2 | 4 | 2 | 3 | 3 | 3 | 0 | 0 |
| BS | 131314 | Physical Education Teaching | 5 | 8 | 10 | 27 | 9 | 20 | 34 | 18 | 18 | 24 |
| BA | 510204 | Speech Pathology and Audiology | 17 | 7 | 8 | 14 | 10 | 5 | 6 | 4 | 10 | 12 |
| MA | 510204 | Speech Pathology and Audiology | 15 | 7 | 10 | 14 | 9 | 14 | 13 | 20 | 17 | 25 |
| | | | | | | | | | | | | |
| | | Total | 246 | 258 | 237 | 257 | 184 | 227 | 262 | 239 | 267 | 275 |



Source: Office of Institutional Research Completion File

**DEGREES AWARDED
COLLEGE OF EDUCATION, HUMANITIES AND SOCIAL SCIENCES
AY2001-2002 THRU AY2010-2011**

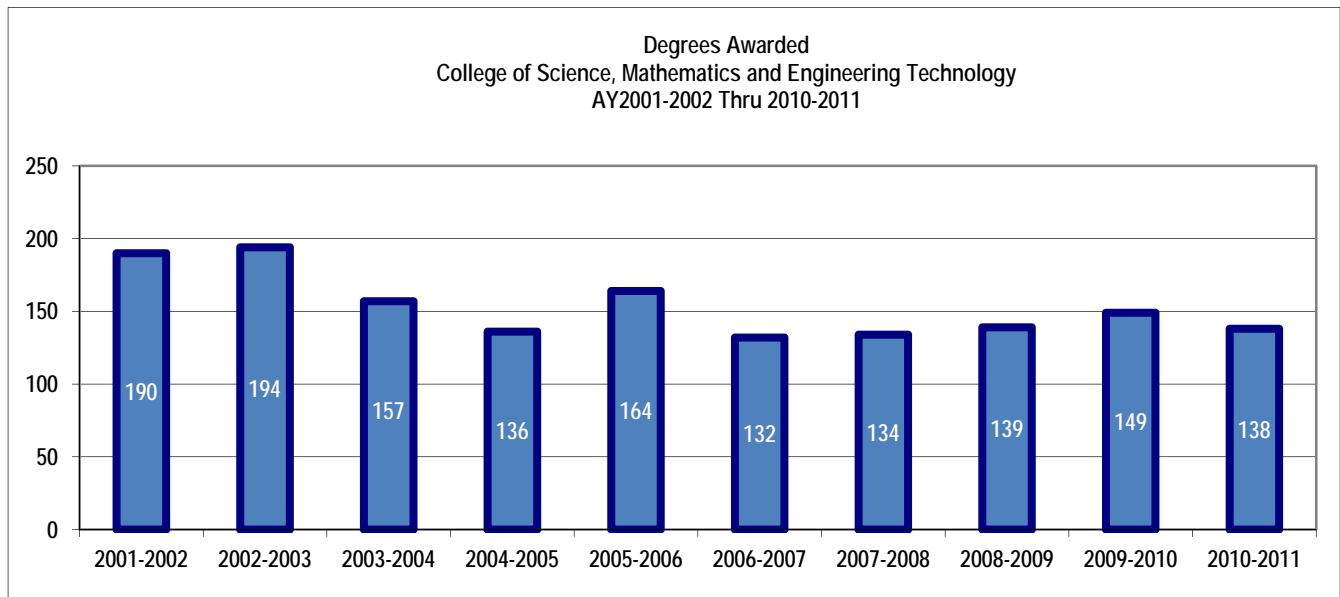
| Degree | CIP | Program | 2001 | 2002 | 2003 | 2004 | 2005 | 2006 | 2007 | 2008 | 2009 | 2010 |
|---------|--------|--------------------------------|------------|------------|------------|------------|------------|------------|------------|------------|------------|------------|
| | Code | | 2002 | 2003 | 2004 | 2005 | 2006 | 2007 | 2008 | 2009 | 2010 | 2011 |
| BS | 131302 | Art Education, K-12 | 1 | 0 | 0 | 0 | 0 | 1 | 1 | 0 | 1 | 0 |
| BS | 131303 | Business Education | 3 | 5 | 1 | 0 | 0 | 0 | 1 | 0 | 0 | 1 |
| MEd | 131101 | Counselor Education | 34 | 27 | 37 | 24 | 25 | 42 | 36 | 39 | 27 | 37 |
| BS | 430103 | Criminal Justice | 47 | 39 | 43 | 22 | 25 | 34 | 28 | 21 | 32 | 33 |
| BA | 500501 | Dramatic Arts | 1 | 3 | 3 | 4 | 1 | 3 | 3 | 4 | 4 | 2 |
| BS | 131210 | Early Childhood Education | 9 | 12 | 10 | 7 | 14 | 3 | 14 | 8 | 9 | 7 |
| MAT | 131210 | Early Childhood Education | 26 | 9 | 22 | 30 | 16 | 8 | 2 | 7 | 11 | 8 |
| BS | 131202 | Elementary Education | 26 | 16 | 20 | 14 | 11 | 7 | 10 | 13 | 14 | 15 |
| MAT/MEd | 131202 | Elementary Education | 13 | 31 | 21 | 11 | 11 | 4 | 5 | 11 | 2 | 5 |
| BA | 230101 | English, Professional | 27 | 33 | 19 | 20 | 24 | 14 | 17 | 13 | 16 | 13 |
| BA/BS | 160901 | French | 0 | 1 | 0 | 0 | 0 | 0 | 0 | 0 | 0 | 0 |
| BA | 540101 | History | 9 | 7 | 2 | 2 | 8 | 6 | 5 | 4 | 5 | 2 |
| BS | 131203 | Middle Level Education | N | N | N | N | N | N | N | N | 1 | 0 |
| BA | 160101 | Modern Languages (Spanish) | N | N | N | N | N | N | N | N | N | 1 |
| BS | 131312 | Music Education | 1 | 7 | 3 | 0 | 1 | 1 | 2 | 2 | 7 | 5 |
| BA | 500909 | Music Merchandising (Industry) | 2 | 3 | 4 | 7 | 4 | 4 | 7 | 3 | 7 | 8 |
| PMCERT | 512399 | Orientation and Mobility | N | N | N | N | N | N | N | 0 | 3 | 3 |
| BA | 451001 | Political Science & Government | 13 | 13 | 12 | 10 | 15 | 6 | 21 | 9 | 8 | 12 |
| BS | 420101 | Psychology, General | 25 | 22 | 24 | 24 | 49 | 34 | 29 | 39 | 26 | 35 |
| MA | 512399 | Rehabilitation Counseling | 29 | 32 | 27 | 33 | 20 | 26 | 20 | 19 | 48 | 26 |
| MEd/MAT | 131205 | Secondary Education | 10 | 6 | 14 | 11 | 13 | 6 | 3 | 5 | 2 | 2 |
| BA | 450101 | Social Studies Education | 0 | 0 | 0 | 0 | 0 | 0 | 1 | 2 | 3 | 0 |
| BSW | 440701 | Social Work | 38 | 36 | 36 | 18 | 21 | 21 | 35 | 31 | 32 | 25 |
| BA | 451101 | Sociology | 2 | 3 | 3 | 3 | 5 | 9 | 6 | 9 | 4 | 3 |
| BA/BS | 160905 | Spanish | 1 | 0 | 0 | 0 | 0 | 0 | 0 | 0 | 0 | 0 |
| BS | 131001 | Special Education | 5 | 4 | 2 | 1 | 4 | 0 | 3 | 2 | 1 | 2 |
| MEd | 131001 | Special Education | 1 | 6 | 1 | 3 | 1 | 1 | 1 | 2 | 0 | 0 |
| BA | 500702 | Studio Arts | 9 | 3 | 7 | 6 | 14 | 10 | 9 | 15 | 12 | 9 |
| | | Total | 332 | 318 | 311 | 250 | 282 | 240 | 259 | 258 | 272 | 254 |



Source: Office of Institutional Research Completion Files

**DEGREES AWARDED
COLLEGE OF SCIENCE, MATHEMATICS AND ENGINEERING TECHNOLOGY
AY2001-2002 THRU AY2010-2011**

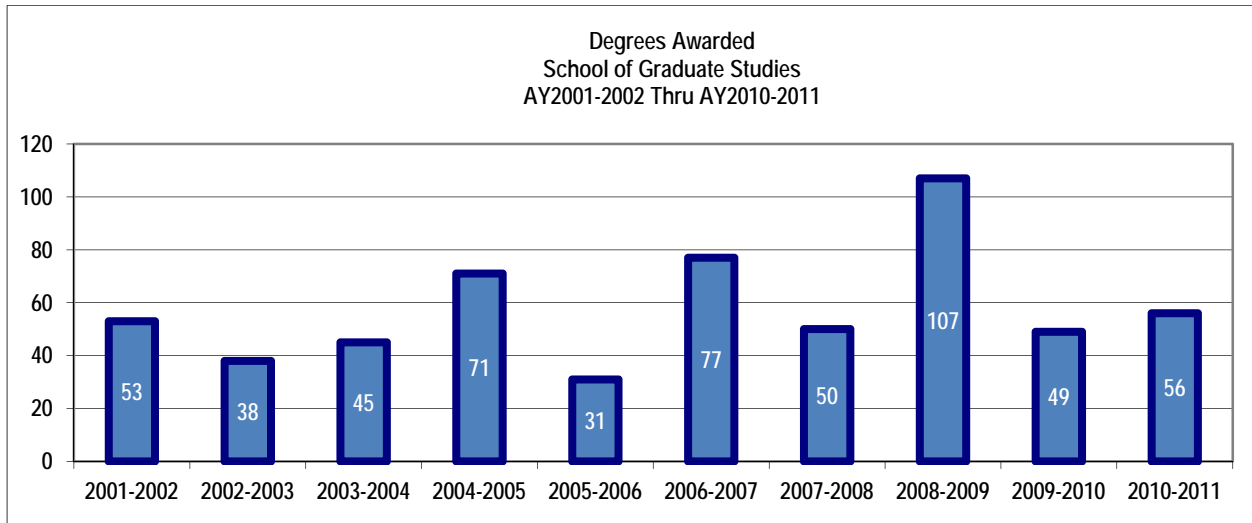
| Degree | CIP | Program | 2001 | 2002 | 2003 | 2004 | 2005 | 2006 | 2007 | 2008 | 2009 | 2010 |
|--------|--------|-----------------------------------|------------|------------|------------|------------|------------|------------|------------|------------|------------|------------|
| | Code | | 2002 | 2003 | 2004 | 2005 | 2006 | 2007 | 2008 | 2009 | 2010 | 2011 |
| BS | 260101 | Biology | 63 | 43 | 45 | 35 | 51 | 47 | 52 | 49 | 52 | 49 |
| BS | 400501 | Chemistry | 5 | 3 | 4 | 6 | 8 | 5 | 17 | 7 | 5 | 4 |
| BS | 150201 | Civil Engineering Technology | 11 | 10 | 14 | 10 | 6 | 8 | 4 | 7 | 8 | 2 |
| BS | 110101 | Computer Science | 37 | 60 | 33 | 30 | 28 | 16 | 14 | 15 | 25 | 23 |
| BS | 150303 | Electrical Engineering Technology | 28 | 34 | 31 | 19 | 19 | 12 | 10 | 12 | 15 | 14 |
| BS | 131309 | Industrial Education | 1 | 0 | 0 | 0 | 1 | 8 | 12 | 5 | 8 | 2 |
| BS | 150612 | Industrial Engineering Technology | 20 | 12 | 7 | 10 | 14 | 7 | 3 | 8 | 6 | 6 |
| BS | 270101 | Mathematics | 14 | 17 | 11 | 8 | 8 | 4 | 7 | 11 | 7 | 10 |
| BS | 150805 | Mechanical Engineering Technology | 11 | 14 | 11 | 16 | 15 | 12 | 8 | 19 | 6 | 8 |
| BS | 142301 | Nuclear Engineering | N/A | N/A | N/A | N/A | 1 | 1 | 3 | 0 | 5 | 9 |
| BS | 400801 | Physics | 0 | 1 | 1 | 2 | 2 | 1 | 1 | 2 | 5 | 3 |
| MS | 520209 | Transportation | N/A | N/A | N/A | N/A | 11 | 11 | 3 | 4 | 7 | 8 |
| | | | | | | | | | | | | |
| | | Total | 190 | 194 | 157 | 136 | 164 | 132 | 134 | 139 | 149 | 138 |



Source: Office of Institutional Research Completion Files

**DEGREES AWARDED
SCHOOL OF GRADUATE STUDIES
AY2001-2002 THRU AY2010-2011**

| Degree | CIP | Program | 2001 | 2002 | 2003 | 2004 | 2005 | 2006 | 2007 | 2008 | 2009 | 2010 |
|--------|--------|---|-----------|-----------|-----------|-----------|-----------|-----------|-----------|------------|-----------|-----------|
| | Code | | 2002 | 2003 | 2004 | 2005 | 2006 | 2007 | 2008 | 2009 | 2010 | 2011 |
| EdS | 130401 | Education Administration and Leadership | 28 | 12 | 15 | 44 | 12 | 38 | 37 | 78 | 28 | 39 |
| EDD | 130401 | Education Administration and Leadership | 25 | 26 | 30 | 27 | 19 | 39 | 13 | 29 | 21 | 17 |
| | | Total | 53 | 38 | 45 | 71 | 31 | 77 | 50 | 107 | 49 | 56 |

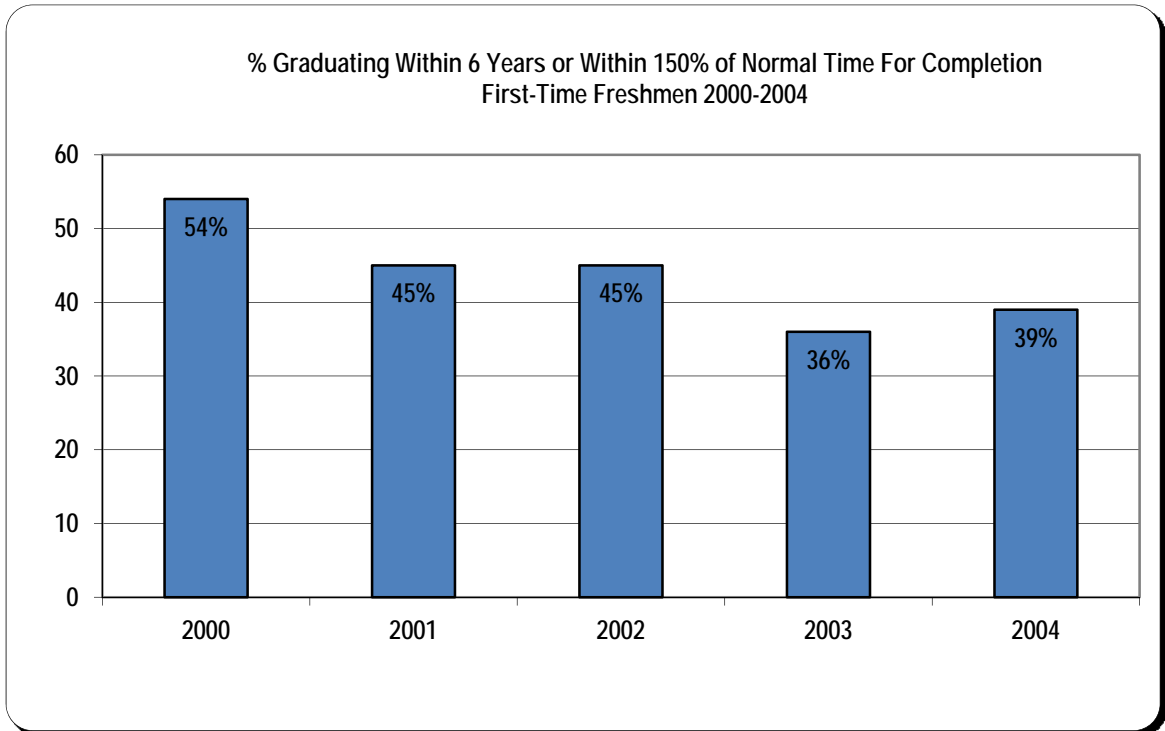


Source: Office of Institutional Research Completion Files

**SOUTH CAROLINA STATE UNIVERSITY
GRADUATION RATES INFORMATION
FIRST-TIME FRESHMEN 2000- 2004**

Number and Percent of Degree Seeking First-Time, Full-Time Freshmen Entering Fall Term and Graduating with a Bachelor's Degree within 150% of Normal Time for Completion

| Fall Term | Number of First-Time Freshmen* | Number Graduating Within 4 Years | % Graduating Within 4 Years | Number Graduating Within 5 Years | % Graduating Within 5 Years | Number Graduating Within 6 Years | % Graduating Within 6 Years or Within 150% of Normal Time for Completion |
|-------------|--------------------------------|----------------------------------|-----------------------------|----------------------------------|-----------------------------|----------------------------------|--|
| 2000 | 569 | 168 | 30% | 107 | 48% | 31 | 54% (306 of 569) |
| 2001 | 615 | 134 | 22% | 98 | 38% | 46 | 45% (278 of 615) |
| 2002 | 716 | 174 | 24% | 110 | 40% | 39 | 45% (323 of 716) |
| 2003 | 794 | 106 | 13% | 140 | 31% | 38 | 36% (284 of 794) |
| 2004 | 945 | 164 | 17% | 133 | 31% | 74 | 39% (371 of 945) |



Source: IPEDS Graduation Rate Survey

**SOUTH CAROLINA STATE UNIVERSITY
GRADUATION RATES COMPARED TO ALL PUBLIC FOUR-YEAR INSTITUTIONS
ACADEMIC YEAR 2006-2007 THRU 2010-2011**

| | | | | |
|--|------------------------------------|------------------------------|--|------------------------|
| 4-Year Institutions (2006-2007) | 2000 Initial Cohort | 2000 Final Cohort | Completers in 150% of Normal Time (6 Years) | Graduation Rate |
| SOUTH CAROLINA STATE | 569 | 569 | 306 | 53.8% |
| TOTAL FOR ALL FOUR YEAR PUBLIC INSTITUTIONS | 12,421 | 12,616 | 7,449 | 59.0% |
| 4-Year Institutions (2007-2008) | 2001 Initial Cohort | 2001 Final Cohort | Completers in 150% of Normal Time (6 Years) | Graduation Rate |
| SOUTH CAROLINA STATE | 615 | 615 | 278 | 45.2% |
| TOTAL FOR ALL FOUR YEAR PUBLIC INSTITUTIONS | 12,900 | 12,907 | 7,675 | 59.5% |
| 4-Year Institutions (2008-2009) | 2002 Initial Cohort | 2002 Final Cohort | Completers in 150% of Normal Time (6 Years) | Graduation Rate |
| SOUTH CAROLINA STATE | 716 | 716 | 323 | 45.1% |
| TOTAL FOR ALL FOUR YEAR PUBLIC INSTITUTIONS | 13,723 | 13,855 | 8,337 | 60.2% |
| 4-Year Institutions (2009-2010) | 2003 Initial Cohort | 2003 Final Cohort | Completers in 150% of Normal Time (6 Years) | Graduation Rate |
| SOUTH CAROLINA STATE | 794 | 794 | 284 | 35.8% |
| TOTAL FOR ALL FOUR YEAR PUBLIC INSTITUTIONS | 14,280 | 14,394 | 8,636 | 60.0% |
| 4-Year Institutions (2010-2011) | 2004 Initial Cohort | 2004 Final Cohort | Completers in 150% of Normal Time (6 Years) | Graduation Rate |
| SOUTH CAROLINA STATE | 945 | 945 | 371 | 39.2% |
| TOTAL FOR ALL FOUR YEAR PUBLIC INSTITUTIONS | 14,730 | 14,708 | 8,743 | 59.4% |

Source: IPEDS 2006, 2007, 2008, 2009 & 2010 Graduation Rate Survey

**GRADUATION RATES
PUBLIC INSTITUTIONS
ACADEMIC YEAR 2006-2007**

| 4-Year Institutions | 2000 Initial Cohort | 2000 Final Cohort | Completers in 150% of Normal Time (6 Years) | Graduation Rate |
|-----------------------------|---------------------------|-------------------------|---|--------------------|
| Citadel | 553 | 551 | 393 | 71.3% |
| Clemson | 3,028 | 3,028 | 2,273 | 75.1% |
| Coastal Carolina | 786 | 784 | 332 | 42.3% |
| College of Charleston | 1,990 | 1,990 | 1,204 | 60.5% |
| Francis Marion | 603 | 603 | 229 | 38.0% |
| Lander | 509 | 509 | 206 | 40.5% |
| South Carolina State | 569 | 569 | 306 | 53.8% |
| USC-Aiken | 473 | 522 | 209 | 40.0% |
| USC – Beaufort* | * | 137 | 26 | 19.0% |
| USC- Upstate** | 531 | 546 | 194 | 35.5% |
| USC-Columbia | 2,477 | 2,475 | 1,554 | 62.8% |
| Winthrop | 902 | 902 | 523 | 58.0% |
| TOTAL | 12,421 | 12,616 | 7,449 | 59.0% |

* Completions through Summer 2006

** As of June 6, 2002, USC Beaufort was approved to transition from two to four year status. As a result, USC Beaufort has its first cohort of 4-year graduates.

**GRADUATION RATES
PUBLIC INSTITUTIONS
ACADEMIC YEAR 2007-2008**

| 4-Year Institutions | 2001 Initial Cohort | 2001 Final Cohort | Completers in 150% of Normal Time (6 Years) | Graduation Rate |
|-----------------------------|---------------------------|-------------------------|---|--------------------|
| Citadel | 570 | 564 | 368 | 65.2% |
| Clemson | 2,534 | 2,531 | 1,983 | 78.3% |
| Coastal Carolina | 934 | 931 | 409 | 43.9% |
| College of Charleston | 1,970 | 1,967 | 1,171 | 59.5% |
| Francis Marion | 634 | 634 | 268 | 42.3% |
| Lander | 487 | 487 | 226 | 46.4% |
| South Carolina State | 615 | 615 | 278 | 45.2% |
| USC-Aiken | 417 | 438 | 176 | 40.2% |
| USC – Beaufort** | - | 109 | 18 | 16.5% |
| USC- Upstate | 570 | 573 | 219 | 38.2% |
| USC-Columbia | 3,229 | 3,227 | 2,027 | 62.8% |
| Winthrop | 940 | 940 | 549 | 58.4% |
| TOTAL | 12,900 | 12,907 | 7,675 | 59.5% |

**As of June 6, 2002, USC-Beaufort was approved to transition from two to four year status. The rate reported to IPEDS for USC-Beaufort is from 2001 cohort

**GRADUATION RATES
PUBLIC INSTITUTIONS
ACADEMIC YEAR 2008-2009**

| 4-Year Institutions | 2002 Initial Cohort | 2002 Final Cohort | Completers in 150% of Normal Time (6 Years) | Graduation Rate |
|-----------------------------|---------------------------|-------------------------|---|--------------------|
| Citadel | 520 | 512 | 349 | 68.2% |
| Clemson | 2,464 | 2,462 | 1,956 | 79.4% |
| Coastal Carolina | 1,072 | 1,072 | 499 | 46.5% |
| College of Charleston | 1,999 | 1,991 | 1,275 | 64.0% |
| Francis Marion | 734 | 734 | 288 | 39.2% |
| Lander | 526 | 526 | 229 | 43.5% |
| South Carolina State | 716 | 716 | 323 | 45.1% |
| USC-Aiken | 471 | 478 | 184 | 38.5% |
| USC – Beaufort* | | 131 | 28 | 21.4% |
| USC- Upstate | 632 | 647 | 233 | 36.0% |
| USC-Columbia | 3,503 | 3,500 | 2,337 | 66.8% |
| Winthrop | 1,086 | 1,086 | 636 | 51.2% |
| TOTAL | 13,723 | 13,855 | 8,337 | 60.2% |

* As of June 6, 2002, USC Beaufort was approved to transition from two- to four-year status. The rate reported is for USC-Beaufort is from 2002 cohort.

**GRADUATION RATES
PUBLIC INSTITUTIONS
ACADEMIC YEAR 2009-2010**

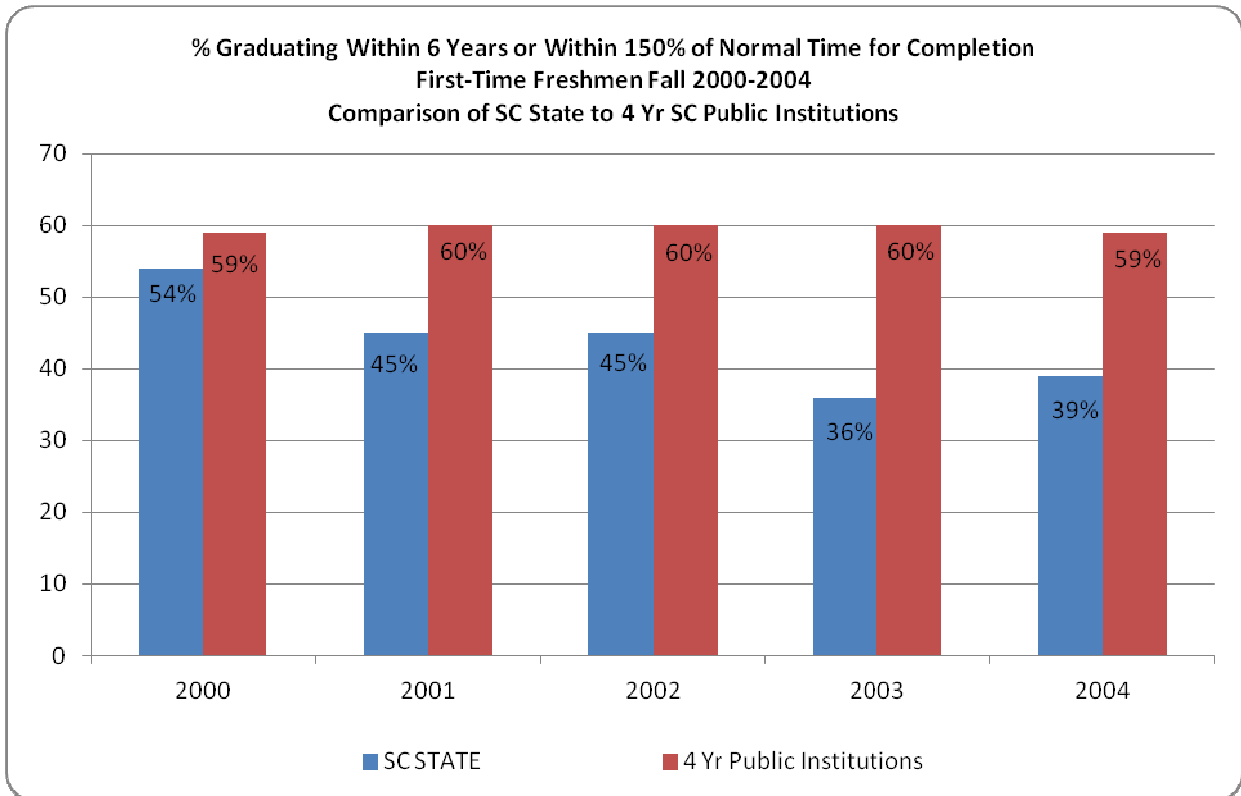
| 4-Year Institutions | 2003 Initial Cohort | 2003 Final Cohort | Completers in 150% of Normal Time (6 Years) | Graduation Rate |
|-----------------------------|---------------------------|-------------------------|---|--------------------|
| Citadel | 553 | 552 | 417 | 75.5% |
| Clemson | 2,749 | 2,748 | 2,128 | 77.4% |
| Coastal Carolina | 1,268 | 1,266 | 587 | 46.4% |
| College of Charleston | 1,871 | 1,868 | 1,195 | 64.0% |
| Francis Marion | 766 | 764 | 299 | 39.1% |
| Lander | 541 | 541 | 223 | 41.2% |
| South Carolina State | 794 | 794 | 284 | 35.8% |
| USC-Aiken | 540 | 540 | 188 | 34.8% |
| USC – Beaufort* | 126 | 126 | 23 | 18.3% |
| USC- Upstate | 685 | 684 | 276 | 40.4% |
| USC-Columbia | 3,443 | 3,441 | 2,377 | 69.1% |
| Winthrop | 1,070 | 1,070 | 639 | 59.7% |
| TOTAL | 14,280 | 14,394 | 8,636 | 60.0% |

Source: CHEMIS 2009 Graduation Rate Survey Data

**GRADUATION RATES
PUBLIC INSTITUTIONS
ACADEMIC YEAR 2010-2011**

| 4-Year Institutions | 2004 Initial Cohort | 2004 Final Cohort | Completers in 150% of Normal Time (6 Years) | Graduation Rate |
|-----------------------------|---------------------|-------------------|---|-----------------|
| Citadel | 569 | 564 | 405 | 71.8% |
| Clemson | 2,998 | 2,994 | 2,282 | 76.2% |
| Coastal Carolina | 1,322 | 1,320 | 568 | 43.0% |
| College of Charleston | 1,944 | 1,940 | 1,283 | 66.1% |
| Francis Marion | 745 | 745 | 298 | 40.0% |
| Lander | 647 | 647 | 273 | 42.2% |
| South Carolina State | 945 | 945 | 371 | 39.3% |
| USC-Aiken | 581 | 581 | 221 | 38.0% |
| USC – Beaufort* | 122 | 122 | 24 | 19.7% |
| USC- Upstate | 643 | 643 | 248 | 38.6% |
| USC-Columbia | 3,337 | 3,330 | 2,250 | 67.6% |
| Winthrop | 999 | 999 | 544 | 54.5% |
| TOTAL | 14,852 | 14,830 | 8,767 | 59.1% |

Source: CHEMIS 2010 Graduation Rate Survey Data



Source: CHEMIS Graduation Rate Survey Data

**SOUTH CAROLINA STATE UNIVERSITY
2010-2011 PROGRAM INVENTORY**

| Degree | Program Name | CIP CODE | Concentrations |
|--------|--|----------|--|
| BS | Accounting | 520301 | |
| BS | Agribusiness | 010102 | |
| MS | Agribusiness | 010102 | Non-Thesis, Thesis |
| BS | Art Education K-12 | 131302 | |
| BS | Biology | 260101 | General, Secondary Education |
| MBA | Business Administration | 520101 | Agribusiness, Entrepreneurship |
| BS | Business Education | 131303 | |
| BS | Chemistry | 400501 | General, Secondary Education |
| BS | Civil Engineering Technology | 150201 | |
| BA | Communications | 090102 | Broadcasting, Journalism |
| BS | Computer Science | 110101 | |
| MEd | Counselor Education | 131101 | Elementary |
| BS | Criminal Justice | 430103 | Corrections, Law Enforcement |
| BA | Dramatic Arts | 500501 | General, Secondary Education |
| BS | Early Childhood Education | 131210 | |
| MAT | Early Childhood Education | 131210 | |
| BS | Economics/Business Economics | 520601 | |
| EdD | Education Administration | 130401 | |
| EdS | Education Administration | 130401 | |
| BS | Electrical Engineering Technology | 150303 | Electrical Engineering Tech., Electro-Mechanical Eng. Tech |
| BS | Elementary Education | 131202 | |
| MAT | Elementary Education | 131202 | |
| MEd | Elementary Education | 131202 | Basic Elementary Education, Early Childhood Education, Physical Education, Reading Education |
| BA | English, Professional | 230101 | General, Secondary Education |
| PB | Environmental Science/Studies | 030103 | Environmental Monitoring & Restoration |
| BS | Family & Consumer Sciences Business | 190101 | Business/Child Development, Business/Fashion Merchandising |
| BS | Family and Consumer Science Education | 131308 | |
| BA | History | 540101 | |
| CERT | Human Development Consultant | 190701 | |
| MS | Individual & Family Development | 190701 | General |
| BS | Industrial Education | 131309 | |
| BS | Industrial Engineering Technology | 150612 | |
| BS | Management | 520201 | |
| BS | Marketing | 521401 | |
| BS | Mathematics | 270101 | General, Secondary Education |
| BS | Mechanical Engineering Technology | 150805 | |
| BS | Middle Level Education, Mathematics/English | 131203 | |
| BS | Middle Level Education, Mathematics/Science | 131203 | |
| BS | Middle Level Education, Mathematics/Social Studies | 131203 | |
| BS | Middle Level Education, Science/English | 131203 | |
| BS | Middle Level Education, Science/Social Studies | 131203 | |
| BS | Middle Level Education, Social Studies/English | 131203 | |
| BS | Music Education | 131312 | Music-Choral K-12, Music-Instrumental K-12 |
| BA | Music Merchandising | 500909 | |

**SOUTH CAROLINA STATE UNIVERSITY
2010-2011 PROGRAM INVENTORY CONT'**

| Degree | Program Name | CIP CODE | Concentrations |
|--------|---|----------|--|
| BA | Modern Languages | 160101 | Spanish |
| BS | Nuclear Engineering (joint w/University of Wisconsin) | 142301 | |
| BSN | Nursing | 511601 | |
| BSN | Nursing (RN to BSN Completion) | 511601 | |
| BS | Nutrition & Food Management | 190501 | |
| MS | Nutritional Sciences | 190501 | Food & Nutrition, Nutrition Health Care |
| BS | Physical Education | 131314 | Physical Activity Management, Sport Communication |
| BS | Physics | 400801 | |
| BA | Political Science & Government | 451001 | Political Science, Pre-Law, Public Administration |
| BS | Psychology, General | 420101 | General |
| MA | Rehabilitation Counseling | 512399 | |
| PMCert | Rehabilitation/Therapeutic Services, Other | 512399 | Orientation & Mobility for Blind |
| MEd | Secondary Education & Teaching, Physical Education | 131205 | |
| MEd | Secondary Education and Teaching, Business | 131205 | |
| MEd | Secondary Education and Teaching, Chemistry | 131205 | |
| MAT | Secondary Education and Teaching, English | 131205 | |
| MEd | Secondary Education and Teaching, English | 131205 | |
| MAT | Secondary Education and Teaching, Mathematics | 131205 | |
| MEd | Secondary Education and Teaching, Mathematics | 131205 | |
| MAT | Secondary Education and Teaching, Science | 131205 | |
| MEd | Secondary Education and Teaching, Science | 131205 | |
| MEd | Secondary Education and Teaching, Social Studies | 131205 | |
| MEd | Secondary School Counseling | 131101 | |
| MEd | Secondary Teacher Education, Industrial Technology | 131205 | |
| BA | Social Studies Education | 450101 | |
| BSW | Social Work | 440701 | |
| BSW | Social Work & Helping Services | 440701 | |
| BA | Sociology | 451101 | General |
| BS | Special Education | 131001 | Educable Mental Handicapped K-12, Emotionally Handicapped K-12, Learning Disabilities K-12 |
| MEd | Special Education | 131001 | Educable Mentally Retarded, Emotionally Mental Retarded, Learning Disabilities |
| BA | Speech Pathology & Audiology | 510204 | |
| MA | Speech Pathology & Audiology | 510204 | Language Pathology, Speech |
| BA | Studio Arts | 500702 | Ceramics/Sculpture, Digital Media, Printmaking |
| MS | Transportation | 520209 | |

Source: CHE Academic Program Inventory